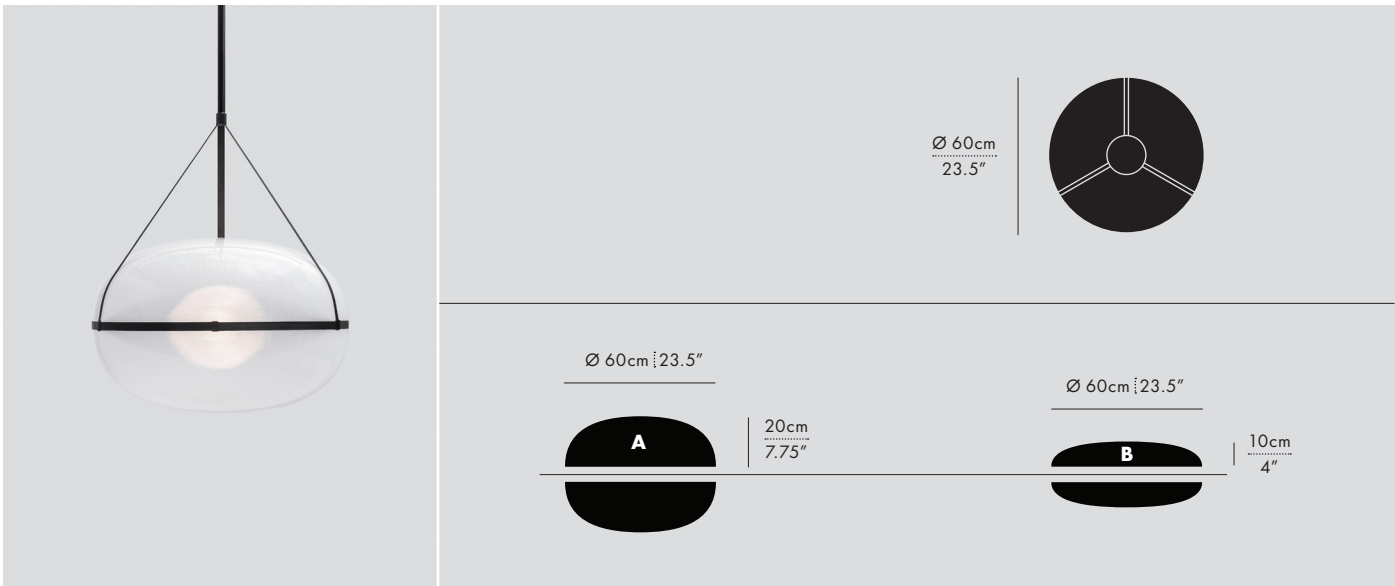


IRIS 60 – P

PENDANT / DESIGNER: CAINE HEINTZMAN / 2024

A-N-D
MANUFACTURED IN CANADA
A-N-D.COM



IRI-60-P-A-A-BLK-27-ELV-120

VISIT **A-N-D.COM** FOR 3D MODELS INCLUDING REVIT/IES.

DESCRIPTION

Encased in an elliptical shell, the Iris performs with a weightlessness that lends it an aerial quality. Suspended as a pendant, the Iris floats effortlessly mid-air.

TYPE

Pendant

DIMENSIONS

- Combination Dependant
 - A:** Ø 60 x 20cm / Ø 23.5" x 7.75"
 - B:** Ø 60 x 10cm / Ø 23.5" x 4"
- Adjustable drop length: 300cm / 118"
- * CUSTOM LENGTH AVAILABLE
- Weight: 5kg / 11lbs

CERTIFICATIONS

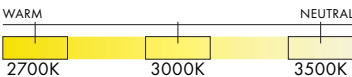


* APPLICATION: DRY INDOOR LOCATION ONLY

TECHNICAL INFORMATION

- Input Voltage:
110–120V, 220–240V, 110–277V
- Lamping:
1 x Integral 20W 35V DC LED
CRI 90+, 50,000 hours
- Power Supply:
Phase dimming, 0–10V, DALI

COLOUR TEMPERATURE OPTIONS



DIM TO WARM




MATERIALS

- Aluminum
- Acrylic
- Suspension

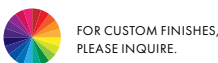
FINISHES



LENS FINISH



CLEAR (CLR)



SERIES	SIZE	TYPE	DOWN	UP	FINISH	CCT	PS	VOLTAGE IN
IRI	60	P	<input type="checkbox"/> A	<input type="checkbox"/> A	<input type="checkbox"/> BLK (BLACK)	<input type="checkbox"/> 27 (2700K)	<input type="checkbox"/> ELV	<input type="checkbox"/> 120
			<input type="checkbox"/> B	<input type="checkbox"/> B	<input type="checkbox"/> SLV (SILVER)	<input type="checkbox"/> 30 (3000K)	<input type="checkbox"/> 010	<input type="checkbox"/> 230
						<input type="checkbox"/> 35 (3500K)	<input type="checkbox"/> DAL	<input type="checkbox"/> 277*
						<input type="checkbox"/> DW (DIM TO WARM)		

*277 ONLY AVAILABLE WITH 010



IRIS 60 – P

PENDANT / DESIGNER: CAINE HEINTZMAN / 2024

A-N-D

MANUFACTURED IN CANADA

A-N-D.COM

